



Key Parameters

V_{RRM}	= 6500V
$I_{F(AV)}$	= 1305A
I_{FSM}	= 16500A
$V_{F(TO)}$	= 0.793V
r_F	= 0.521mΩ

Features

- Full blocking capability over wide temperature range
- Hermetically sealed ceramic package
- High case non-rupture current

Applications

- Traction Rectifiers
- Uncontrolled Rectifiers
- Welding
- Induction Heating / Melting

Ordering Information

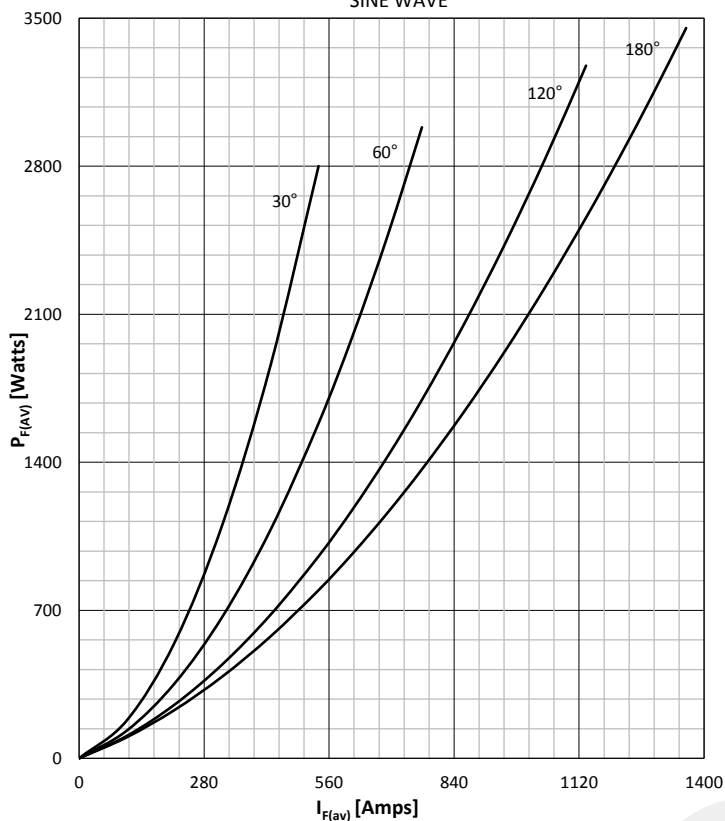
MS D	1305	C	XX
Rectifier Diode	Current code	C - Capsule package with Alloyed silicon technology	Voltage Code Code X 100 = V_{RRM}
Order Code MS D1305C65 : 6500V V_{RRM} , Capsule Diode			

Prepared by : ABA	Date of Publication : 25.03.2015
Approved by : RBS	Revision : 0

Symbol	Characteristic	Conditions	T _j [°C]	Value	Unit
BLOCKING					
V _{RRM}	Repetitive peak reverse voltage		150	6000 - 6500	V
V _{RSM}	Non-repetitive peak reverse voltage		150	6000 - 6600	V
I _{RRM}	Repetitive peak reverse current	V = V _{RRM}	150	150	mA
CONDUCTING					
I _{F(AV)}	Mean forward current	180° sin, 50 Hz, T _c =85°C, double side cooled 180° sin, 50 Hz, T _c =80°C, double side cooled		1305 1360	A
I _{FRMS}	RMS current	T _c =80°C, double side cooled		2135	A
I _{FSM}	Surge forward current	Sine wave, 10 ms Without reverse voltage	25	16500	A
			150	15250	A
I ² t	I ² t	Sine wave, 10 ms Without reverse voltage	25	1361 x 10 ³	A ² s
			150	1163 x 10 ³	A ² s
V _F	Forward voltage	On-state current = 1500A	150	1.61	V
V _{F(TO)}	Threshold voltage		150	0.793	V
r _F	Forward slope resistance		150	0.521	mΩ
MOUNTING					
R _{th(j-c)}	Thermal impedance, sin 180°	Junction to case, double side cooled		0.020	°C/W
R _{th(c-h)}	Thermal impedance	Case to heatsink, double side cooled		0.006	°C/W
T _j	Max. junction temperature			150	°C
T _{stg}	Storage temperature			-40 150	°C
M	Clamping force			22 - 27	KN
W	Weight (Approx.)			465	gm
			Prepared by : ABA	Date of Publication : 25.03.2015	
			Approved by : RBS	Revision : 0	

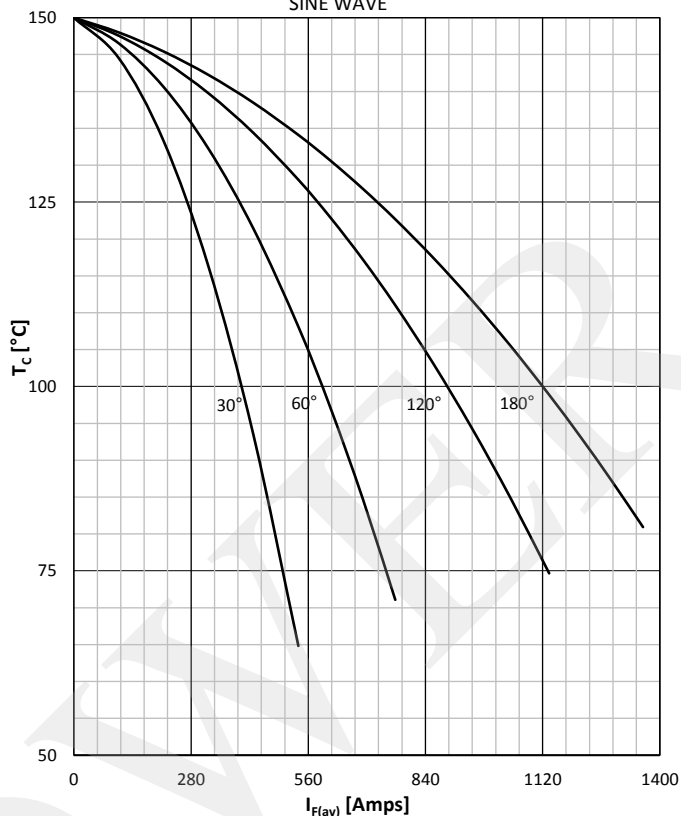
DISSIPATION CHARACTERISTICS

SINE WAVE



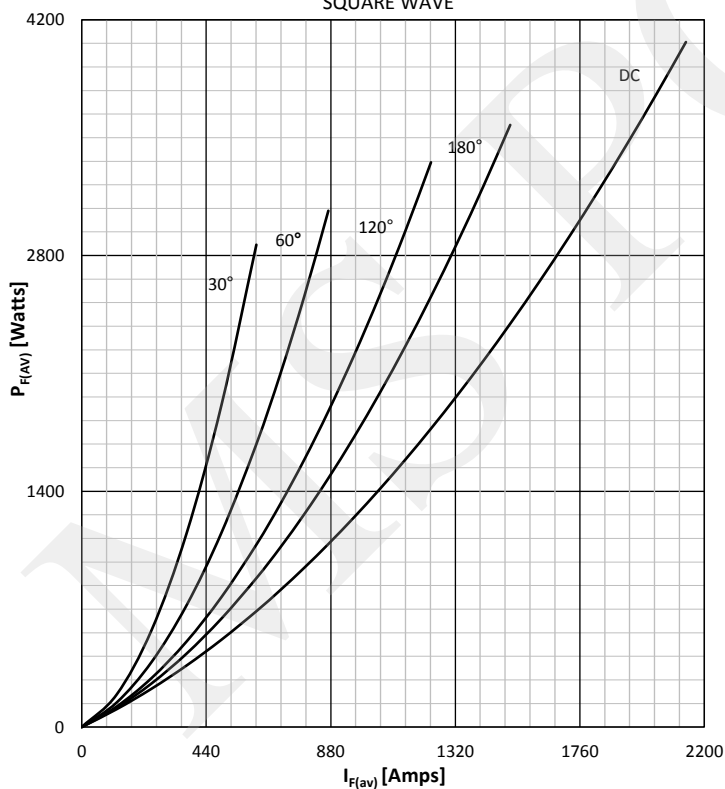
FORWARD CURRENT DERATING CURVE

SINE WAVE



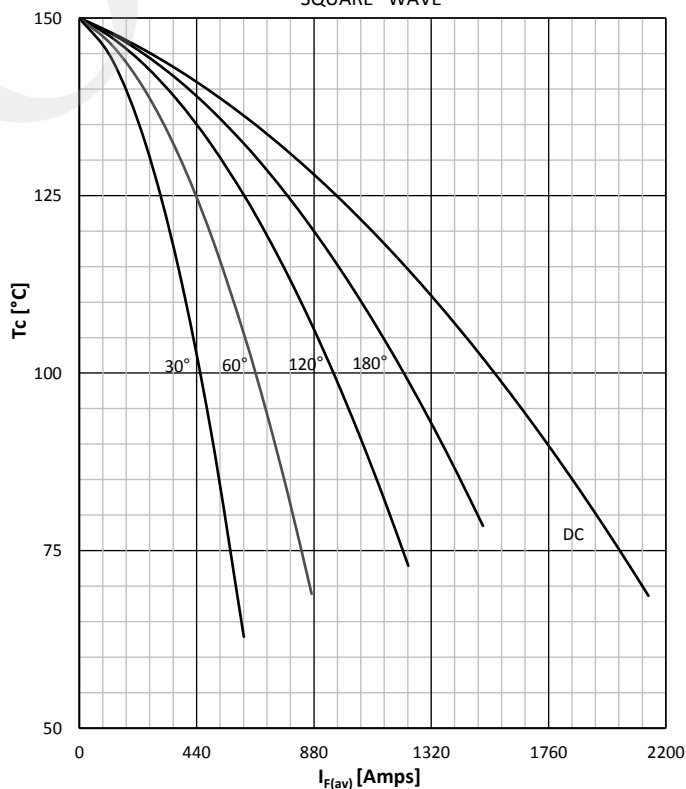
DISSIPATION CHARACTERISTICS

SQUARE WAVE



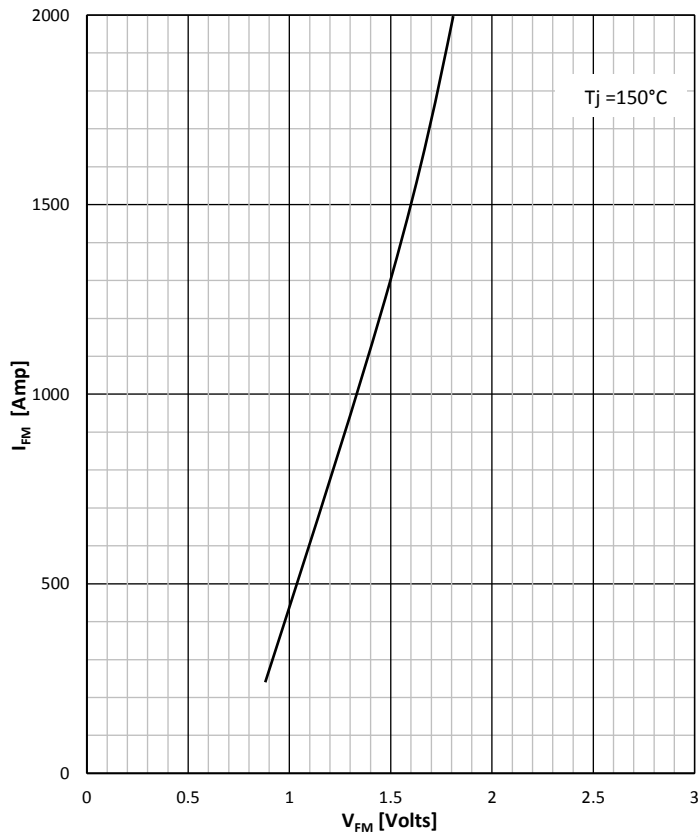
FORWARD CURRENT DERATING CURVE

SQUARE WAVE

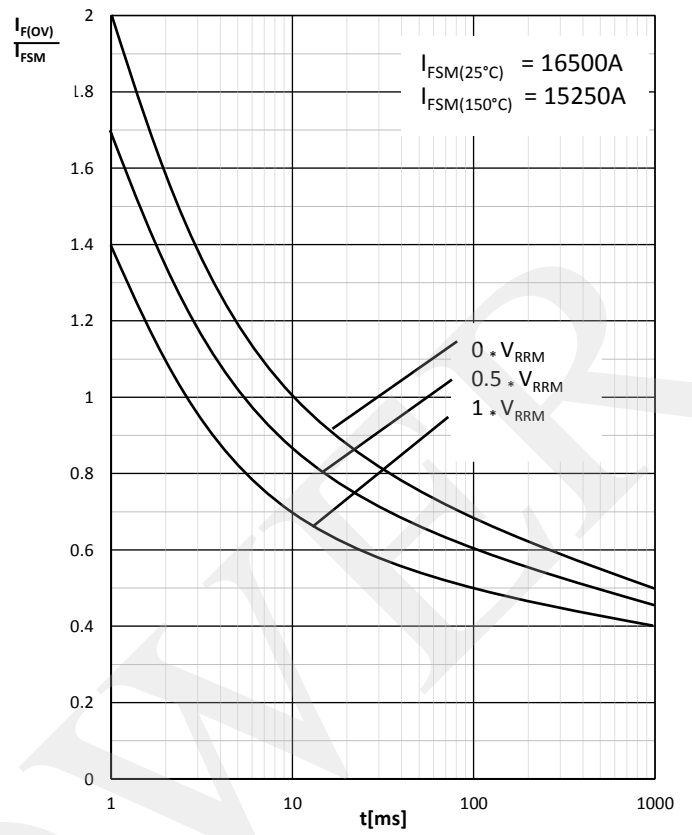


Prepared by : ABA	Date of Publication : 25.03.2015
Approved by : RBS	Revision : 0

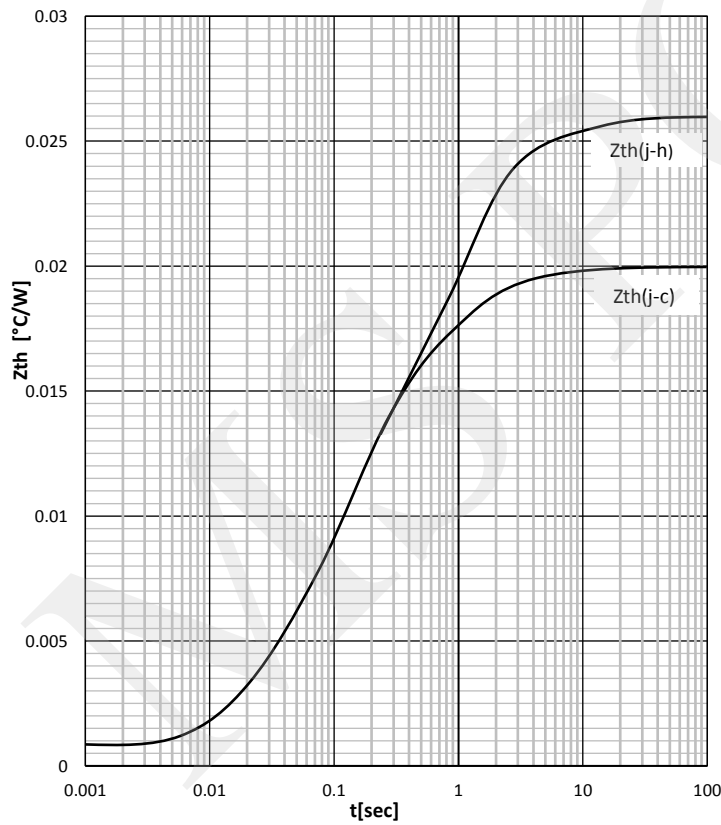
FORWARD CHARACTERISTIC



SURGE CHARACTERISTICS



TRANSIENT THERMAL IMPEDANCE



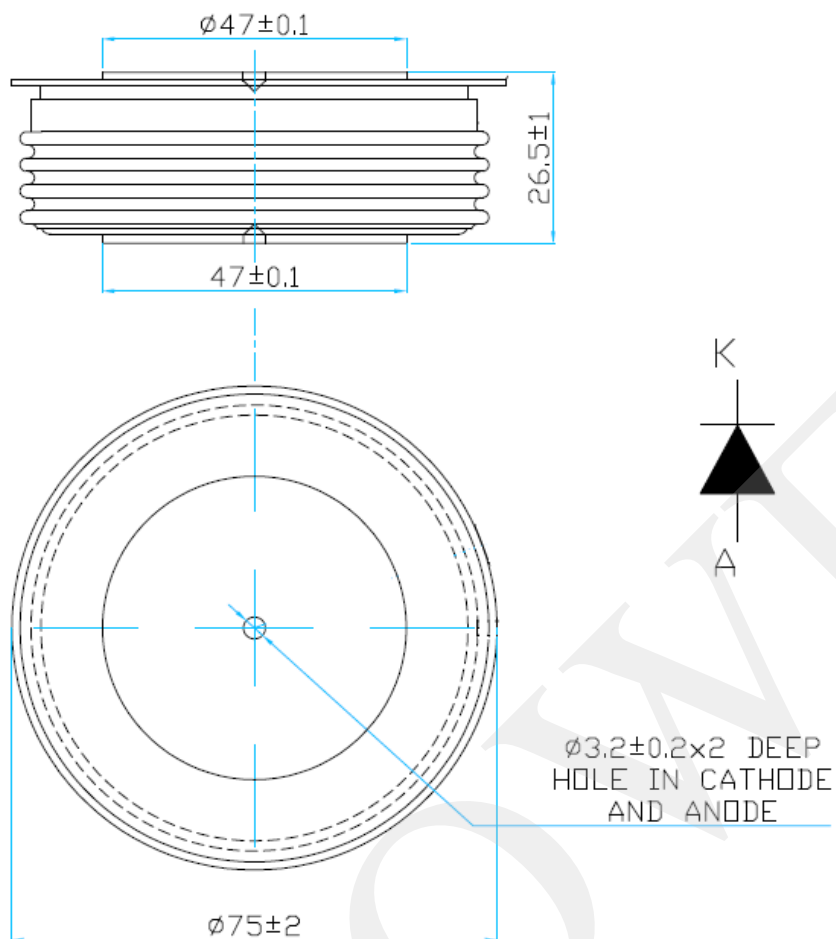
Prepared by : ABA

Date of Publication : 25.03.2015

Approved by : RBS

Revision : 0

Outline



MS Power GmbH

Mergenthalerallee 79-81
65760 Eschborn, Germany
Web: www.mspowergroup.com
Mail: info@mspowergroup.de

Sales & Enquiry:

sales@mspowergroup.de

Technical Support:

solution@mspowergroup.de

After sales Service:

service@mspowergroup.de

Phone: +49 (0) 6196/7768 666

Fax: +49 (0) 6196/7757 888



Prepared by : ABA

Date of Publication : 25.03.2015

Approved by : RBS

Revision : 0

Terms & Conditions of usage :

The data contained in this product datasheet is exclusively Intended for technically trained staff. You and your technical departments will have to evaluate the suitability of the product for the intended application and the completeness of the product data with respect to such application. This product datasheet is describing the characteristics of this product for which a warranty is granted. Any such warranty is granted exclusively pursuant the terms and conditions of the supply agreement. There will be no guarantee of any kind for the product and its characteristics. The information in the valid application-and assembly notes of the device must be considered.

Should you require product information in excess of the data given in this product datasheet or which concerns the specific application of our product, please contact the sales office, which is responsible for you (see www.mspowergroup.com). For those that are specifically interested we may provide application notes.

Due to technical requirements our product may contain dangerous substances. For information on the types in question please contact the sales office, which is responsible for you.

Should you intend to use the Product in aviation applications, in health or live endangering or life support applications, please notify. Please note, that for any such applications we urgently recommend

- to perform joint Risk and Quality Assessments;
- the conclusion of Quality Agreements;
- to establish joint measures of an ongoing product survey, and that we may make delivery depended on the realization of any such measures.

If and to the extent necessary, please forward equivalent notices to your customers.

Changes of this product datasheet are reserved.

Prepared by : ABA	Date of Publication : 25.03.2015
Approved by : RBS	Revision : 0