



Key Parameters

V_{RRM}	= 3200V
$I_{F(AV)}$	= 4780A
I_{FSM}	= 64KA
$V_{F(TO)}$	= 0.786V
r_F	= 0.0997mΩ

Features

- Full blocking capability over wide temperature range
- Hermetically sealed ceramic package
- High case non-rupture current

Applications

- Traction Rectifiers
- Uncontrolled Rectifiers
- Welding
- Induction Heating / Melting

Ordering Information

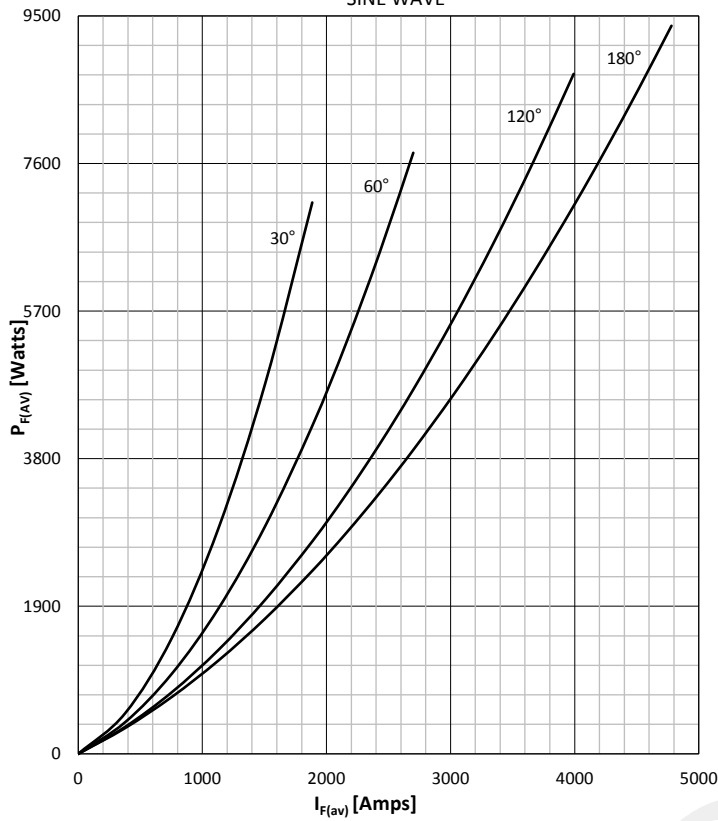
MS D	4780	C	XX
Rectifier Diode	Current code	C - Capsule package with Alloyed silicon technology	Voltage Code Code X 100 = V_{RRM}
Order Code MS D4780C32 : 3200V V_{RRM} , Capsule Diode			

Prepared by : ABA	Date of Publication : 25.03.2015
Approved by : RBS	Revision : 0

Symbol	Characteristic	Conditions	T _j [°C]	Value	Unit
BLOCKING					
V _{RRM}	Repetitive peak reverse voltage		175	2200 - 3200	V
V _{RSM}	Non-repetitive peak reverse voltage		175	2300 - 3300	V
I _{RRM}	Repetitive peak reverse current	V = V _{RRM}	175	125	mA
CONDUCTING					
I _{F(AV)}	Mean forward current	180° sin, 50 Hz, T _c =85°C, double side cooled 180° sin, 50 Hz, T _c =94°C, double side cooled		4780 4500	A
I _{FRMS}	RMS current	T _c =85°C, double side cooled		7505	A
I _{FSM}	Surge forward current	Sine wave, 10 ms Without reverse voltage	25	64000	A
			175	62500	A
I ² t	I ² t	Sine wave, 10 ms Without reverse voltage	25	20480 x 10 ³	A ² s
			175	19531 x 10 ³	A ² s
V _F	Forward voltage	On-state current = 2000A	175	1.0	V
V _{F(TO)}	Threshold voltage		175	0.786	V
r _F	Forward slope resistance		175	0.0997	mΩ
MOUNTING					
R _{th(j-c)}	Thermal impedance, sin 180°	Junction to case, double side cooled		0.0095	°C/W
R _{th(c-h)}	Thermal impedance	Case to heatsink, double side cooled		0.002	°C/W
T _j	Max. junction temperature			175	°C
T _{stg}	Storage temperature			-40 175	°C
M	Clamping force			26 - 44	KN
W	Weight (Approx.)			1130	gm
			Prepared by : ABA	Date of Publication : 25.03.2015	
			Approved by : RBS	Revision : 0	

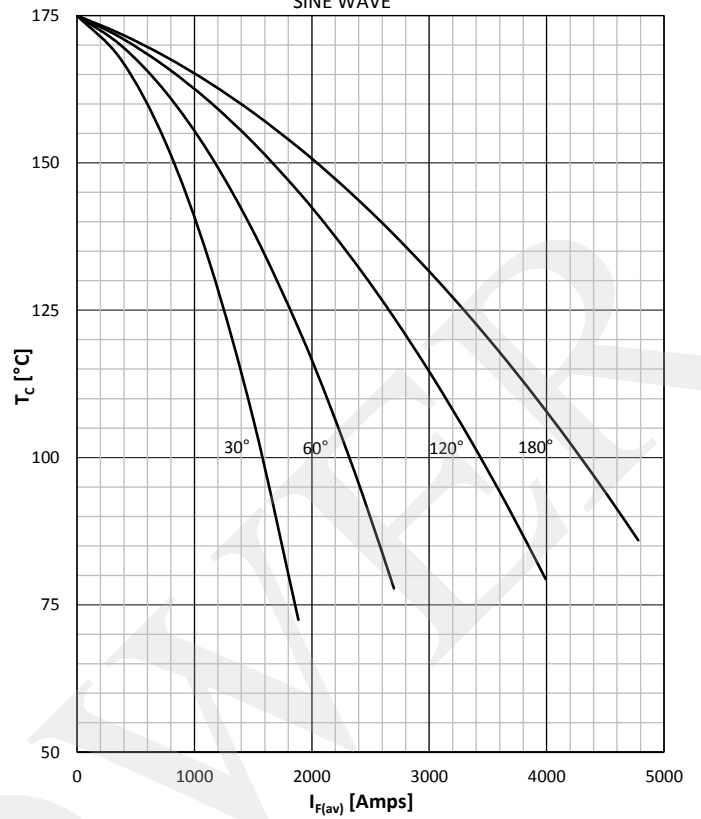
DISSIPATION CHARACTERISTICS

SINE WAVE



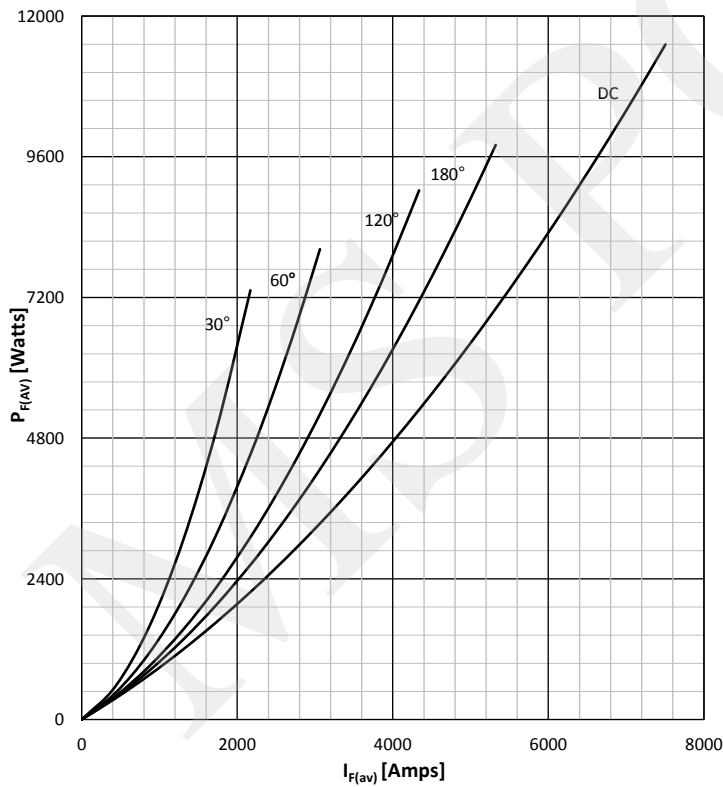
FORWARD CURRENT DERATING CURVE

SINE WAVE



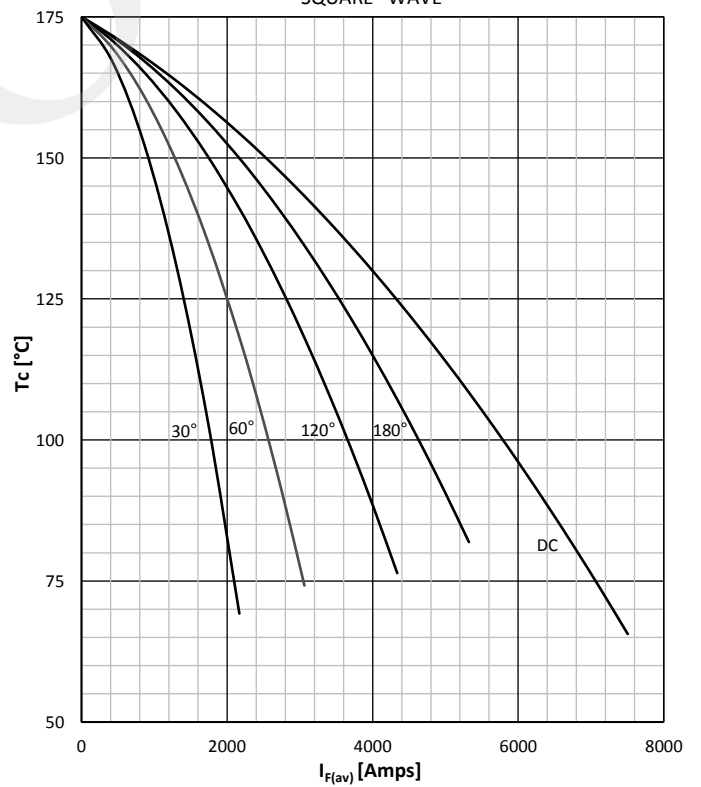
DISSIPATION CHARACTERISTICS

SQUARE WAVE



FORWARD CURRENT DERATING CURVE

SQUARE WAVE



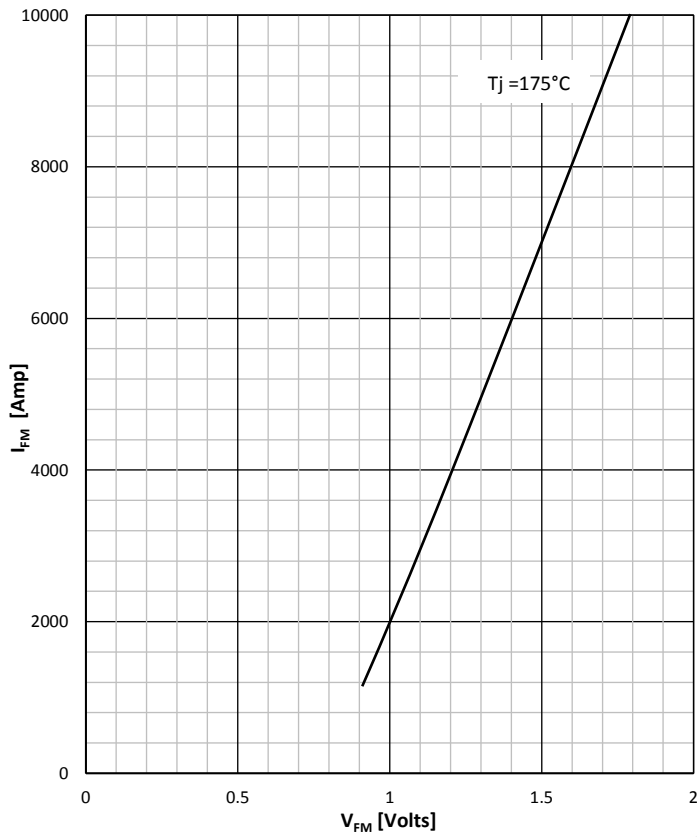
Prepared by : ABA

Date of Publication : 25.03.2015

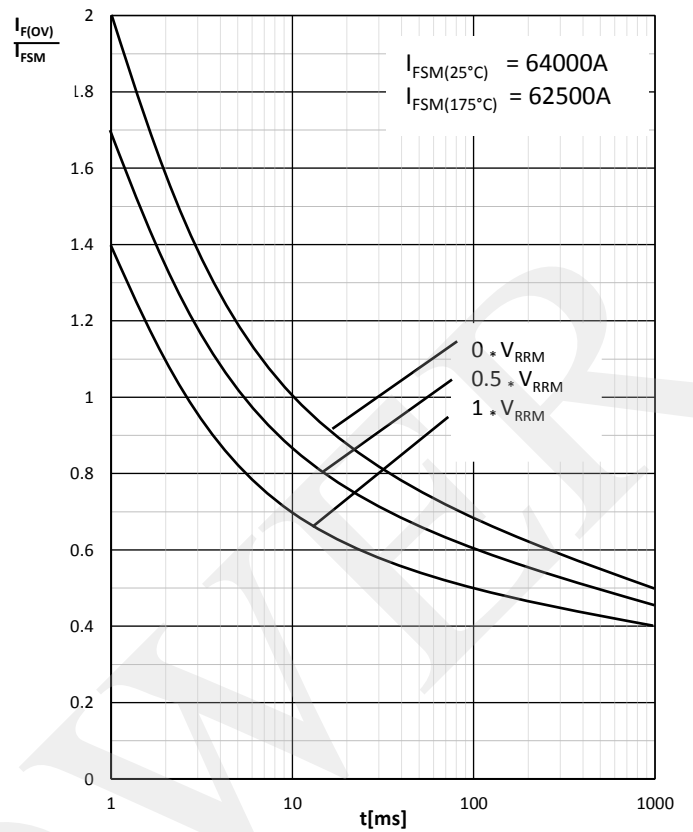
Approved by : RBS

Revision : 0

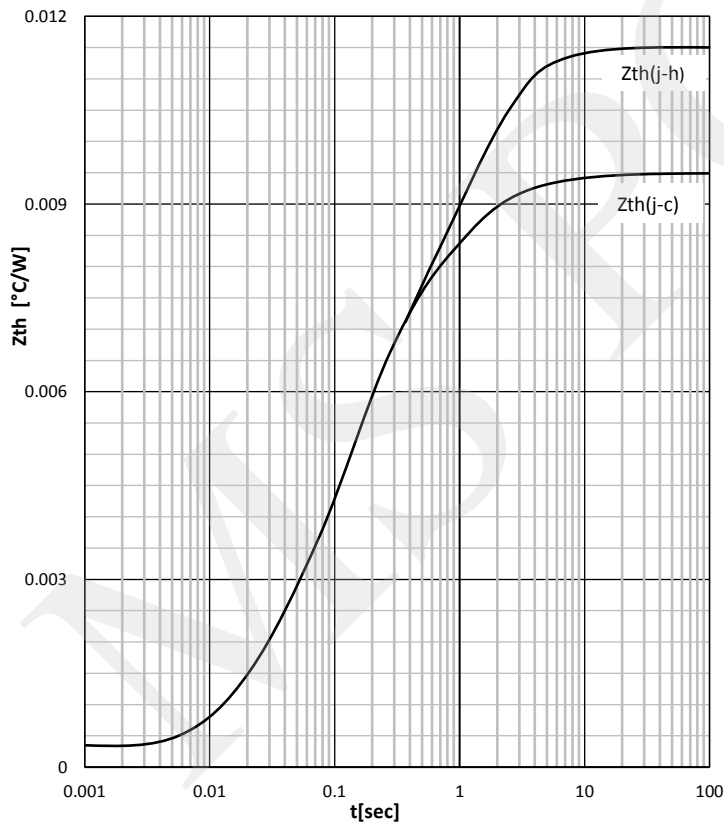
FORWARD CHARACTERISTIC



SURGE CHARACTERISTICS

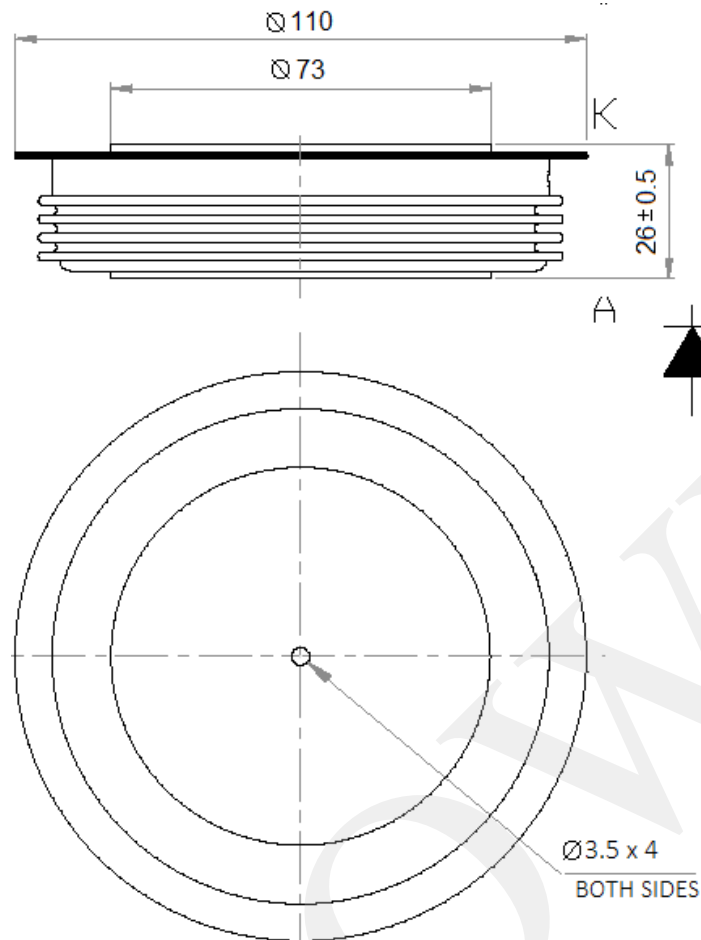


TRANSIENT THERMAL IMPEDANCE



Prepared by : ABA	Date of Publication : 25.03.2015
Approved by : RBS	Revision : 0

Outline



MS Power GmbH

Mergenthalerallee 79-81
65760 Eschborn, Germany
Web: www.mspowergroup.com
Mail: info@mspowergroup.de

Sales & Enquiry:

sales@mspowergroup.de

Technical Support:

solution@mspowergroup.de

After sales Service:

service@mspowergroup.de

Phone: +49 (0) 6196/7768 666

Fax: +49 (0) 6196/7757 888



Prepared by : ABA

Date of Publication : 25.03.2015

Approved by : RBS

Revision : 0

Terms & Conditions of usage :

The data contained in this product datasheet is exclusively Intended for technically trained staff. You and your technical departments will have to evaluate the suitability of the product for the intended application and the completeness of the product data with respect to such application. This product datasheet is describing the characteristics of this product for which a warranty is granted. Any such warranty is granted exclusively pursuant the terms and conditions of the supply agreement. There will be no guarantee of any kind for the product and its characteristics. The information in the valid application-and assembly notes of the device must be considered.

Should you require product information in excess of the data given in this product datasheet or which concerns the specific application of our product, please contact the sales office, which is responsible for you (see www.mspowergroup.com). For those that are specifically interested we may provide application notes.

Due to technical requirements our product may contain dangerous substances. For information on the types in question please contact the sales office, which is responsible for you.

Should you intend to use the Product in aviation applications, in health or live endangering or life support applications, please notify. Please note, that for any such applications we urgently recommend

- to perform joint Risk and Quality Assessments;
- the conclusion of Quality Agreements;
- to establish joint measures of an ongoing product survey, and that we may make delivery depended on the realization of any such measures.

If and to the extent necessary, please forward equivalent notices to your customers.

Changes of this product datasheet are reserved.

Prepared by : ABA	Date of Publication : 25.03.2015
Approved by : RBS	Revision : 0