



Key Parameters

V_{DRM} / V_{RRM}	= 1800V
$I_{T(AV)}$	= 140A
I_{TSM}	= 4800A
$V_{T(TO)}$	= 0.90V
r_T	= 1.15m Ω

Features

- Full blocking capability over wide temperature range
- Electrically insulated baseplate
- Hard soldered joints for high reliability

Applications

- Power Supplies
- DC motor control
- Controlled Rectifiers
- AC switch

Ordering Information

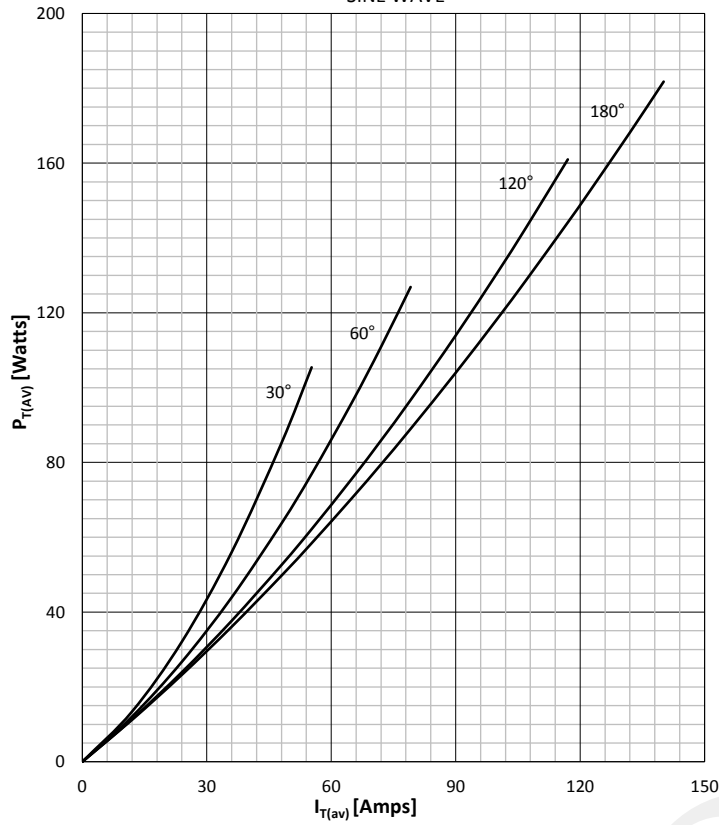
MS	TT	140	S	XX
Fixed code	TT- Thyristor- Thyristor Module TD- Thyristor- Diode Module	Current Code	Technology S = Solder Bond Technology	Voltage Code Code X 100 = V_{DRM}/V_{RRM}
Order Code MSTT140S18 : 1800V V_{DRM}, V_{RRM} , Thyristor-Thyristor Module				

Prepared by : ABA	Date of Publication : 25.03.2015
Approved by : RBS	Revision : 0

Symbol	Characteristic	Conditions	T _j [°C]	Value	Unit
BLOCKING					
V _{RRM}	Repetitive peak reverse voltage		125	200 - 1800	V
V _{RSM}	Non-repetitive peak reverse voltage		125	300 - 1900	V
V _{DRM}	Repetitive peak off-state voltage		125	200 - 1800	V
I _{RRM}	Repetitive peak reverse current	V = V _{RRM}	125	40	mA
I _{DRM}	Repetitive peak off-state current	V = V _{DRM}	125	40	mA
CONDUCTING					
I _{T(AV)}	Mean on state current	180° sin ,50 Hz, T _c =85°C		140	A
I _{RMS}	RMS on-state current			220	A
I _{TSM}	Surge on-state current	Sine wave, 10 ms Without reverse voltage	25	4800	A
			125	4000	A
I ² t	I ² t	Sine wave, 10 ms Without reverse voltage	25	115000	A ² s
			125	80000	A ² s
V _T	On-state voltage	On-state current = 450A	25	1.47	V
V _{T(TO)}	Threshold voltage		125	0.90	V
r _T	On-state slope resistance		125	1.15	mΩ
SWITCHING					
di/dt	Critical rate of rise of on-state current		125	150	A/μs
dv/dt	Critical rate of rise of off-state voltage	V _{DR} = 67%V _{DRM}	125	1000	V/μs
GATE					
I _{gt}	Gate trigger current	V _D =6V	25	200	mA
V _{gt}	Gate trigger voltage	V _D =6V	25	3.0	V
I _H	Holding current	V _D =6V, gate open circuit	25	600	mA
I _L	Latching current	V _D =6V	25	1000	mA
MOUNTING					
R _{th(j-c)}	Thermal impedance, sin 180°	Junction to case, per arm per module		0.22 0.11	°C/W
R _{th(j-c)}	Thermal impedance, rec120°	Junction to case, per arm per module		0.25 0.13	°C/W
R _{th(c-h)}	Thermal impedance	Case to heatsink, per arm per module		0.06 0.03	°C/W
T _j	Max. junction temperature			125	°C
T _{stg}	Storage temperature			-40 ... 125	°C
V _{ISOL}	Insulation test voltage,RMS	F=50Hz, 1min		2.5	KV
M1	Mounting torque			6 ± 15%	Nm
M2	Terminal connection torque			6 ± 15%	Nm
W	Weight (Approx.)			300	gm
			Prepared by : ABA	Date of Publication : 25.03.2015	
			Approved by : RBS	Revision : 0	

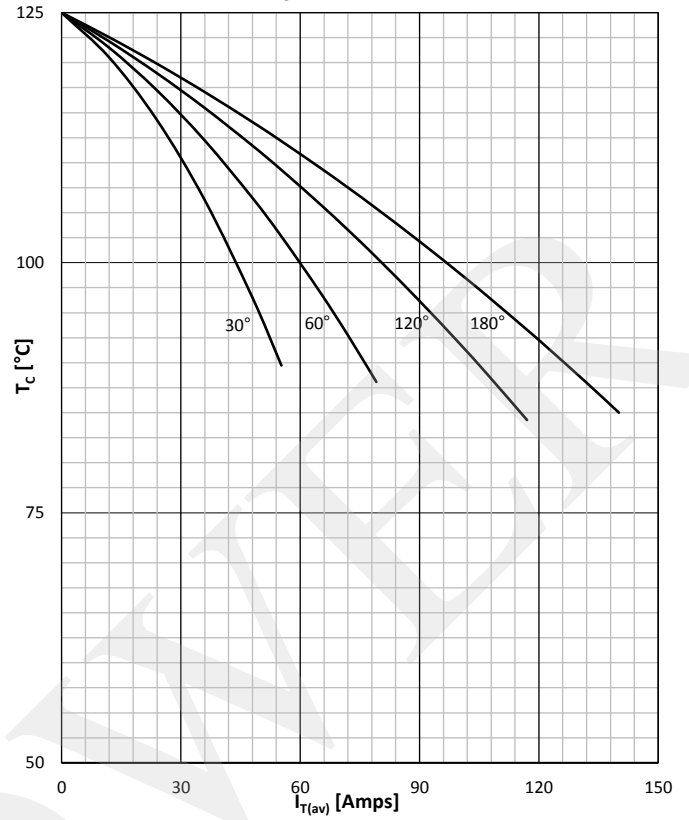
DISSIPATION CHARACTERISTICS

SINE WAVE



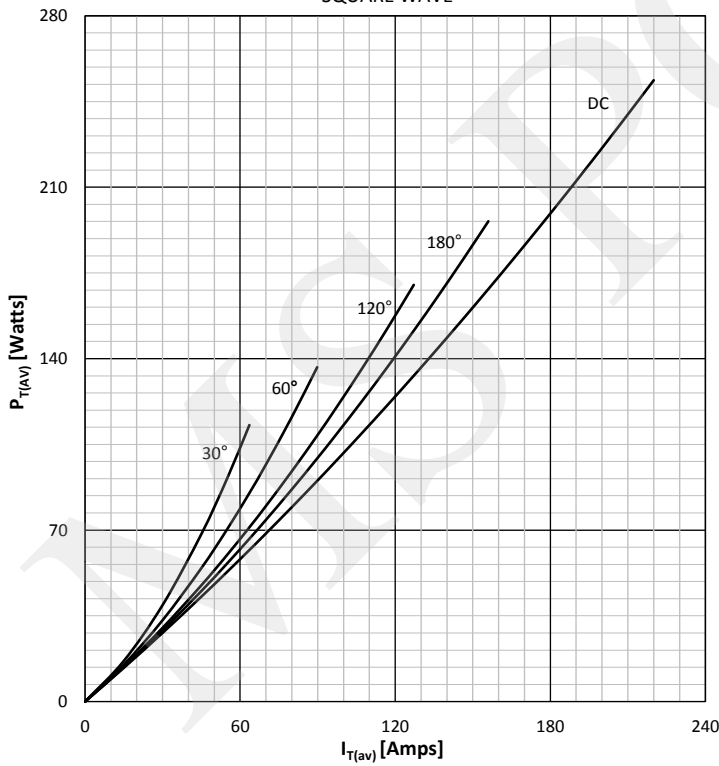
ON STATE CURRENT DERATING CURVE

SINE WAVE



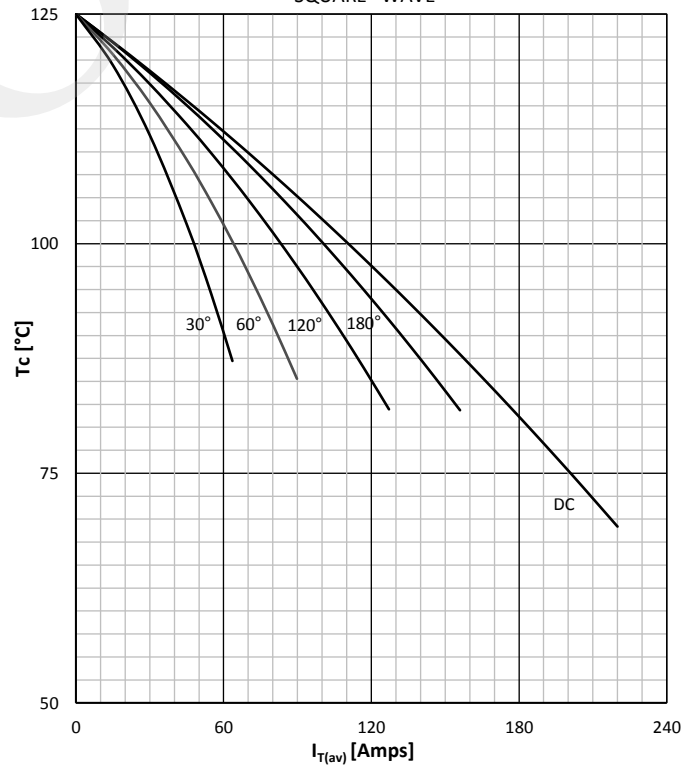
DISSIPATION CHARACTERISTICS

SQUARE WAVE



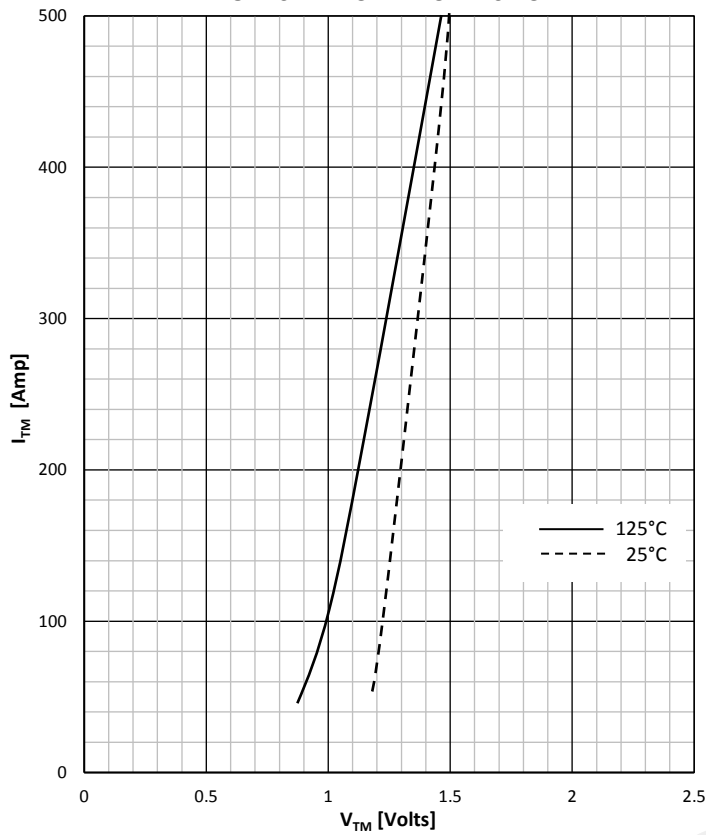
ON STATE CURRENT DERATING CURVE

SQUARE WAVE

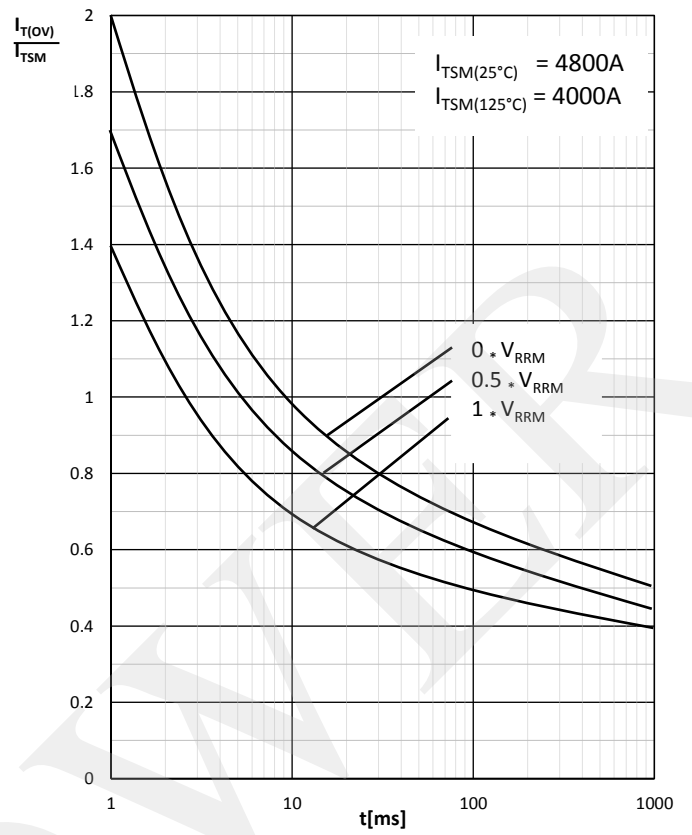


Prepared by : ABA	Date of Publication : 25.03.2015
Approved by : RBS	Revision : 0

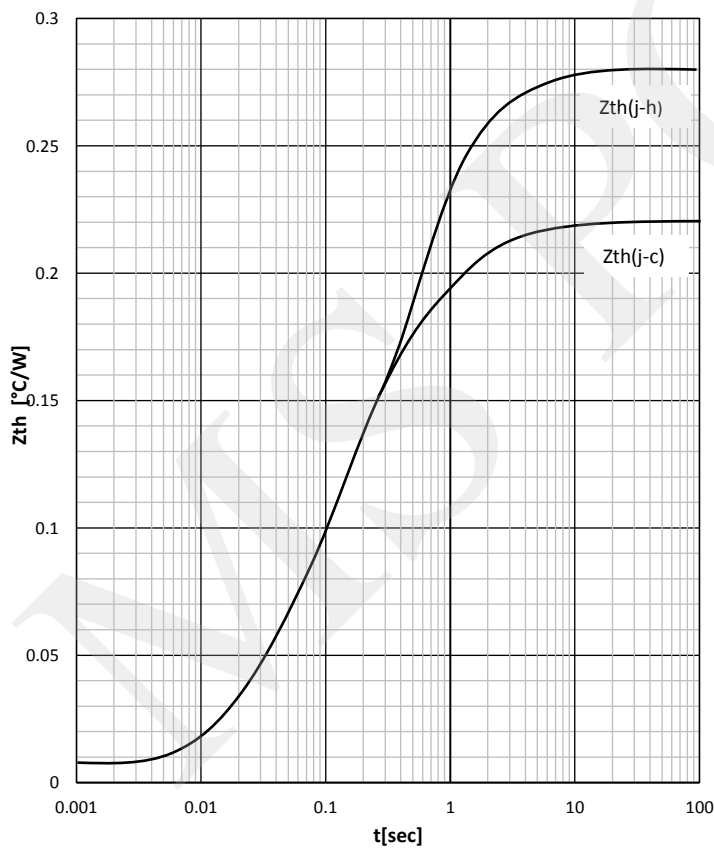
ON -STATE CHARACTERISTIC



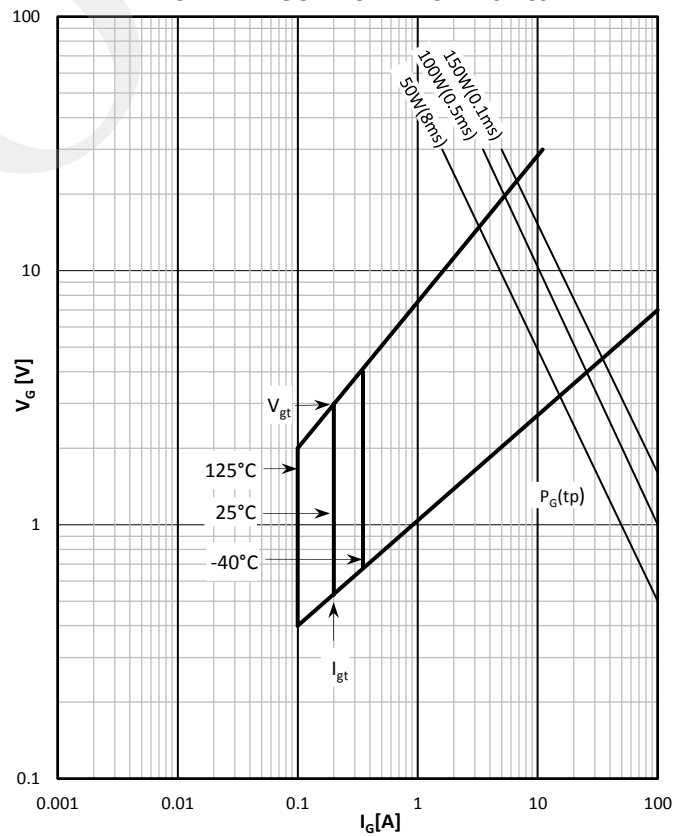
SURGE CHARACTERISTICS



TRANSIENT THERMAL IMPEDANCE, PER ARM



GATE TRIGGER CHARACTERISTICS



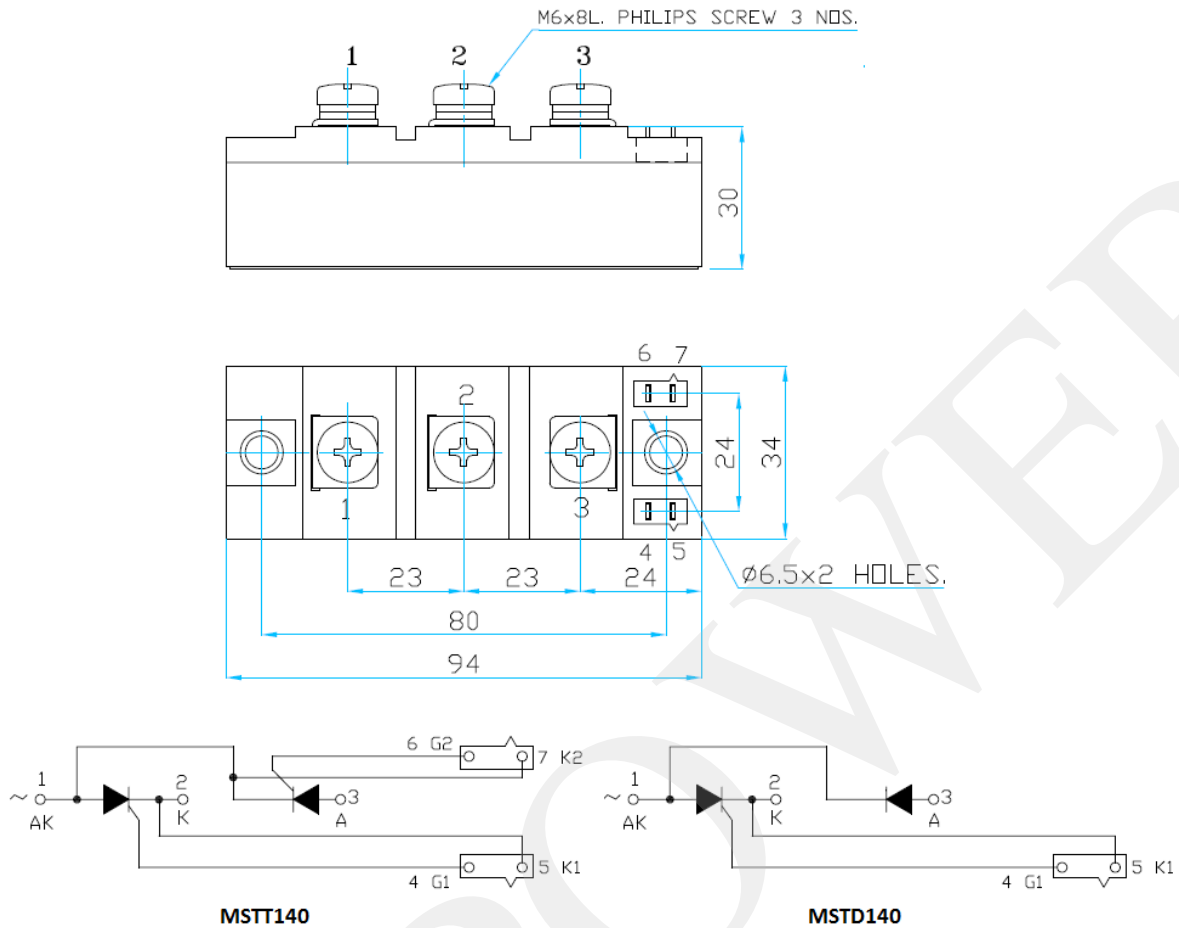
Prepared by : ABA

Date of Publication : 25.03.2015

Approved by : RBS

Revision : 0

Outline



MS Power GmbH

Mergenthalerallee 79-81
65760 Eschborn, Germany
Web: www.mspowergroup.com
Mail: info@mspowergroup.de

Sales & Enquiry:

sales@mspowergroup.de

Technical Support:

solution@mspowergroup.de

After sales Service:

service@mspowergroup.de

Phone: +49 (0) 6196/7768 666

Fax: +49 (0) 6196/7757 888



Prepared by : ABA	Date of Publication : 25.03.2015
Approved by : RBS	Revision : 0

Terms & Conditions of usage :

The data contained in this product datasheet is exclusively intended for technically trained staff. You and your technical departments will have to evaluate the suitability of the product for the intended application and the completeness of the product data with respect to such application. This product datasheet is describing the characteristics of this product for which a warranty is granted. Any such warranty is granted exclusively pursuant to the terms and conditions of the supply agreement. There will be no guarantee of any kind for the product and its characteristics. The information in the valid application-and assembly notes of the device must be considered.

Should you require product information in excess of the data given in this product datasheet or which concerns the specific application of our product, please contact the sales office, which is responsible for you (see www.mspowergroup.com). For those that are specifically interested we may provide application notes.

Due to technical requirements our product may contain dangerous substances. For information on the types in question please contact the sales office, which is responsible for you.

Should you intend to use the Product in aviation applications, in health or life endangering or life support applications, please notify. Please note, that for any such applications we urgently recommend

- to perform joint Risk and Quality Assessments;
- the conclusion of Quality Agreements;
- to establish joint measures of an ongoing product survey, and that we may make delivery dependent on the realization of any such measures.

If and to the extent necessary, please forward equivalent notices to your customers.

Changes of this product datasheet are reserved.

Prepared by : ABA	Date of Publication : 25.03.2015
Approved by : RBS	Revision : 0